

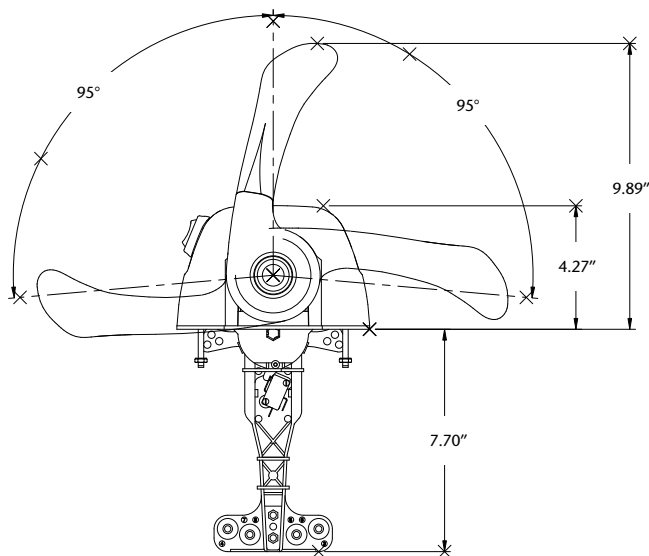
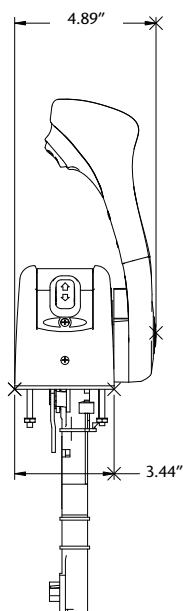


OSPREY SERIES CH7500 TOP MOUNT CONTROL

TECHNICAL DATA

The ergonomics and features of our CH7500 controls are advanced beyond those of any other control on the market. A shapely, balanced handle design provides an incredibly smooth yet positive feel, throttle warm-up and start-in-gear protection features are standard on all CH7500 models, with neutral interlock and power trim/tilt offered as an option. In addition the cosmetics of these controls can be configured to many tastes.

CH7500 controls are suitable for use with both universal type (3300) or OEM type control cables without the need for adaptation.



ISSUE DATE SEP-08
DATA SHEET NO USA-MC(DA)1

AT A GLANCE

FEATURES

- All controls include start in gear protection
- Designed for use with both universal and OEM shift and throttle cable connections
- Suitable for most single engine/single station combinations
- Dual action lever (throttle and shift control on one handle)
- Optional neutral interlock available
- Trim, Tilt, options available
- Drag adjustment on all models
- Easy installation and set up
- Neutral "warm up" button for throttle only operation

PAGE 1 OF 2



CH7500-010110

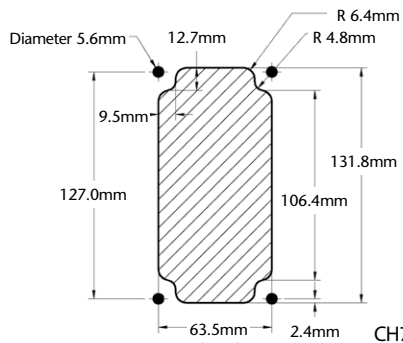


CH7500-010010

SPECIFICATIONS

CH7500 Single Top Mount

ORDER INFORMATION	COVER	HANDLE HUB	INSERT	TOP CHOICE	PART NUMBER
Base	Chrome	Black	Black	√	CH7500-000000
Base with Neutral Interlock	Chrome	Black	Black	√	CH7500-000100
Base with Trim	Chrome	Black	Black		CH7500-000010
Base with Trim and Neutral Interlock	Chrome	Black	Black	√	CH7500-000110
Base with Trim & Tilt	Chrome	Black	Black		CH7500-010010
Base with Trim and Tilt and Neutral Interlock	Chrome	Black	Black		CH7500-010110



CH7500 Hole Cutout



CH7600
 (available to special order)

